



# TOWN HALL MEETING

## On Proposed City Division Plans

Thursday 26th June 2025



**FREETOWN  
CITY COUNCIL**



## Our Freetown – Beautiful landscape, rich history & cultural heritage

- Founded in 1792 by formerly enslaved persons
- Home to the 17 ethnic groups of Sierra Leone
- Rich cultural & architectural history including Fourah Bay College
- Beautiful topography, nestled between mountains and the ocean
- Hospitable and warm people
- Freetown City Council established in 1893







## Our Operating Context In Freetown

### Issues

- ❑ Freetown is 82.4sq km, 0.1% of Sierra Leone's 74,000sq km
- ❑ Population estimated at 1.5 million is almost 20% of the national population
- ❑ Mandates for key urban management functions are held by others:
  - ❑ **land use planning and building approvals** are held by the Ministry of Lands
  - ❑ road and drainage construction and road maintenance are held by the Sierra Leone Roads Authority
  - ❑ provision of water in Freetown is held by Guma Valley Water Company.
- ❑ Direct negative impact on service delivery


### Some of the consequences

#### ❖ Growth of 82 informal settlements



*Above Cocklebay Community extending into the creek*

#### ❖ Communities with no road access for sanitation services



#### ❖ Poor Construction

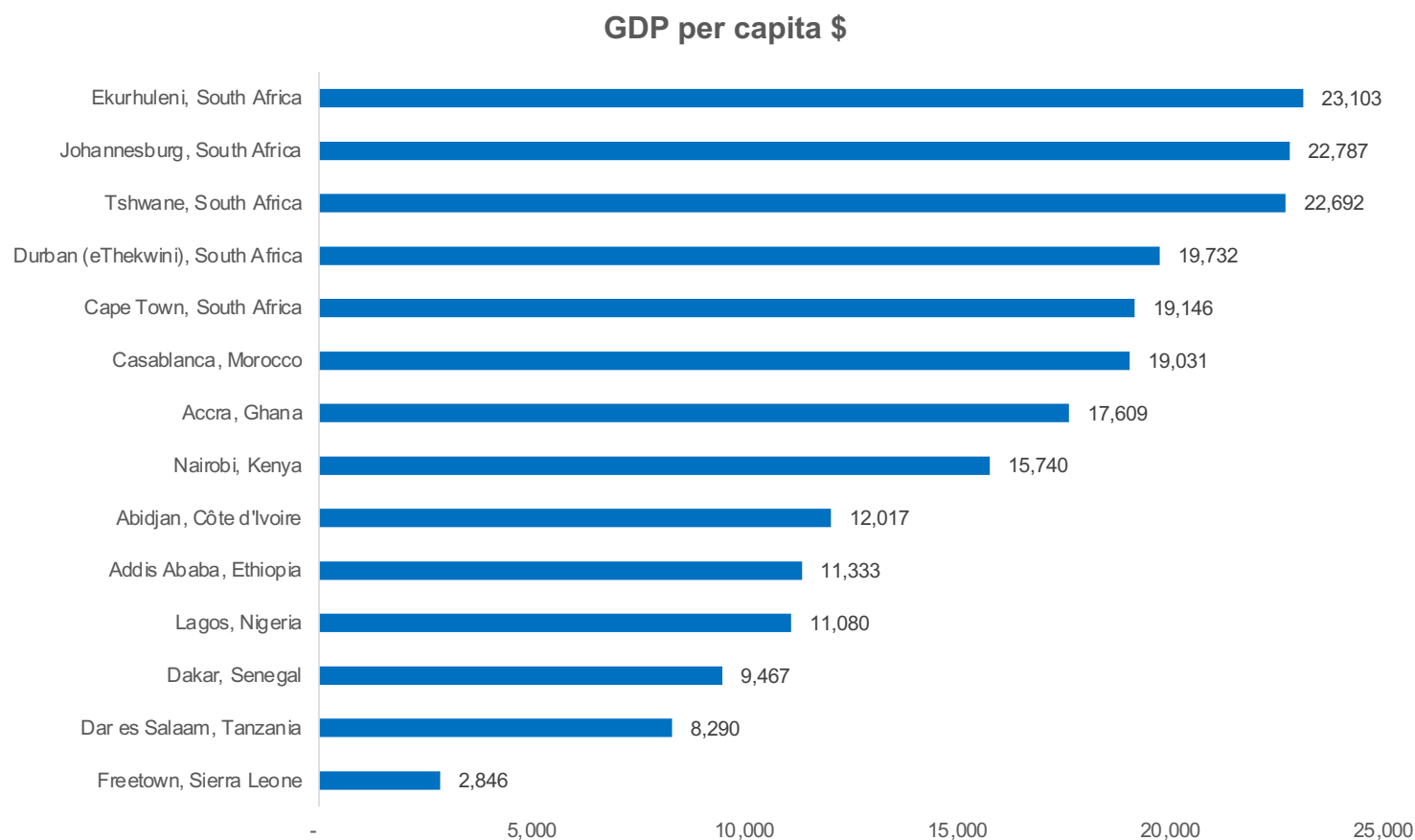


#### ❖ Flooding



## Freetown City Council is a severely resource constrained council

- Freetown's GDP per capita (\$2,846) is the lowest among other C40 African cities — just 34% of Dar es Salaam's (\$8,290), the next in line, and only 12% of Ekurhuleni's (\$23,103), the highest.



Source: C40

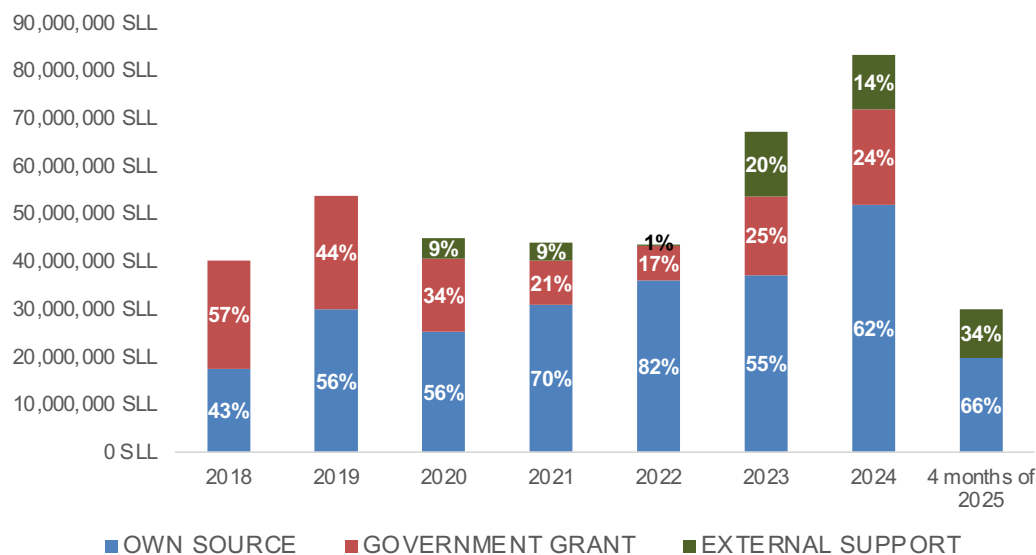


## Freetown City Council Revenue Sources - 2018 To Present

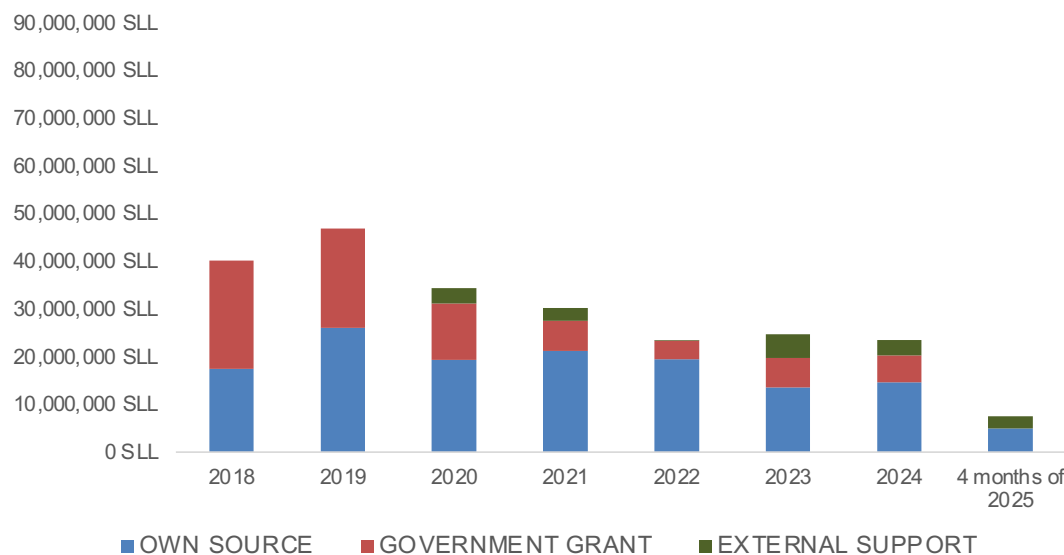
The digitalisation of FCC's property rate system resulted in an increase in FCC's own source revenues in nominal values, but real values adjusted for inflation reveal a decline in purchasing power since 2019

**Note:** GoSL is yet to disburse any 2025 devolved sector government grants to FCC

FCC Revenue Sources: Nominal Values



FCC Revenue Sources: Real Values



*\*The above excludes donor funding for projects implemented by development partners on behalf of FCC*

Source: FCC and CPI Press  
Release Statistics SL

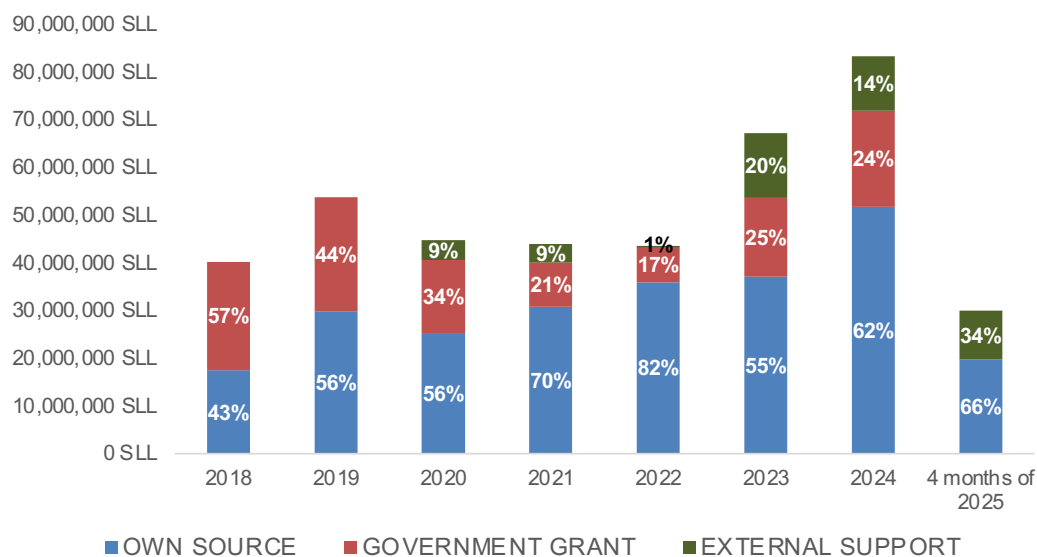


## Freetown City Council Revenue Sources - 2018 To Present

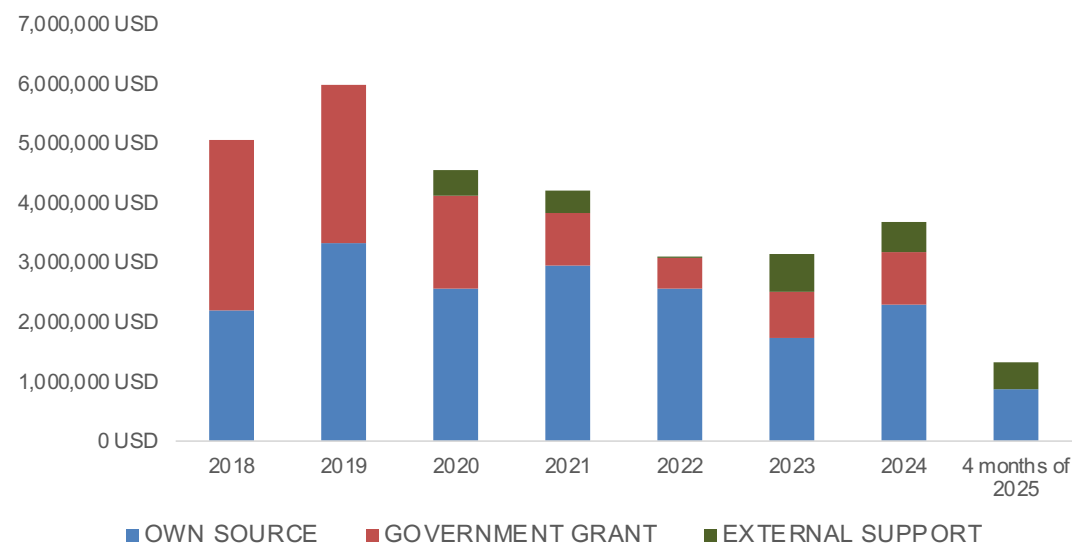
Similarly, the USD equivalent values of FCC revenues reveal a steep decline, highlighting the significant, negative impact of currency depreciation on FCC's real financial capacity

**Note:** GoSL is yet to disburse any 2025 devolved sector government grants to FCC

FCC Revenue Sources: Nominal Values



FCC Revenue Sources: Nominal Values USD



\*The above excludes donor funding for projects implemented by development partners on behalf of FCC

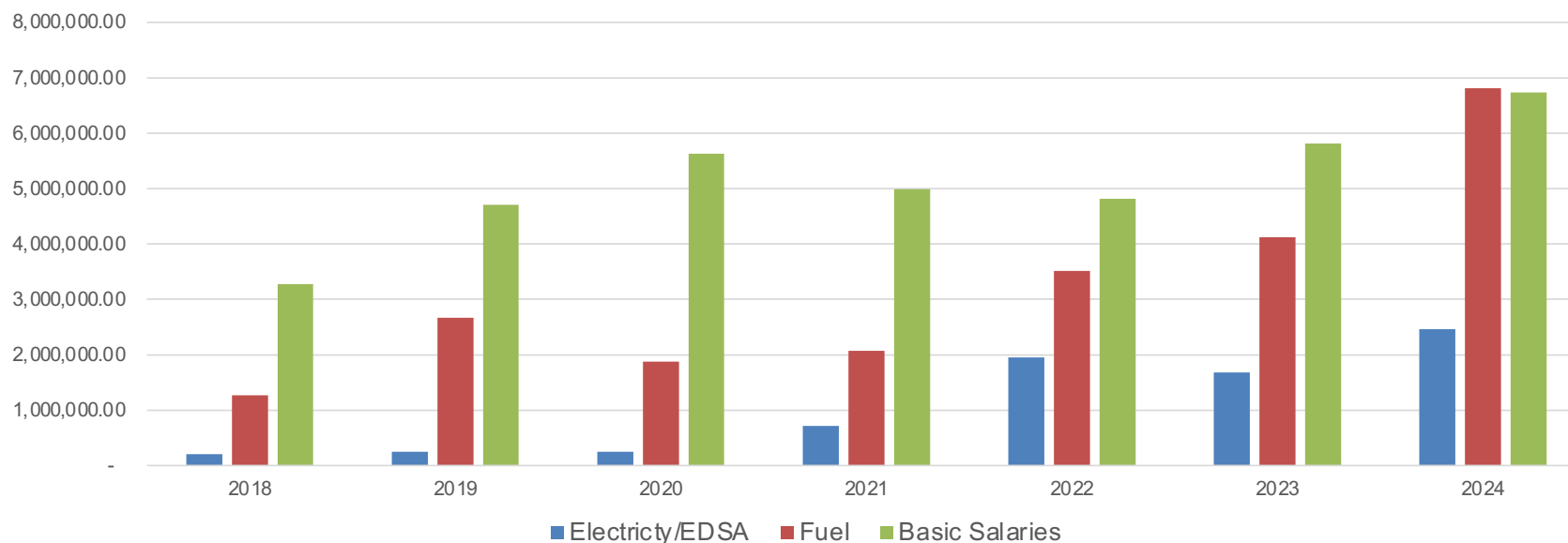
Source: FCC and Yearly mid exchange rates taken from Bank of SL



## Freetown City Council operating costs have increased significantly over same period

FCC's main operating costs (electricity, fuel and salaries) have increased exponentially reflecting increases in electricity and fuel unit costs, increased usage from increased scope of work and the New City Hall, increased staff numbers and higher minimum wage

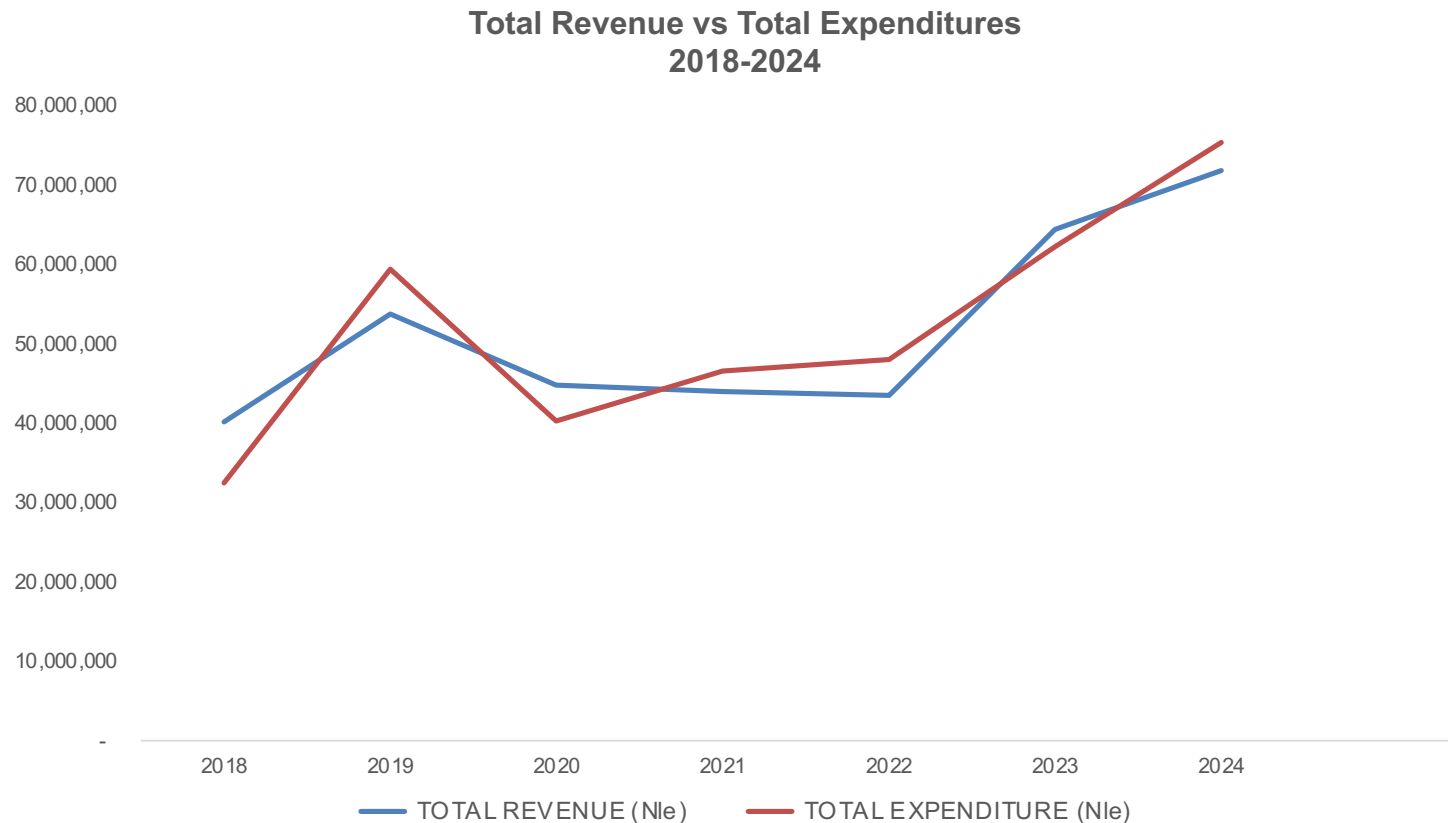
FCC's Key Operating Expenses





But Freetown City Council is making the most of available funds to deliver services to residents

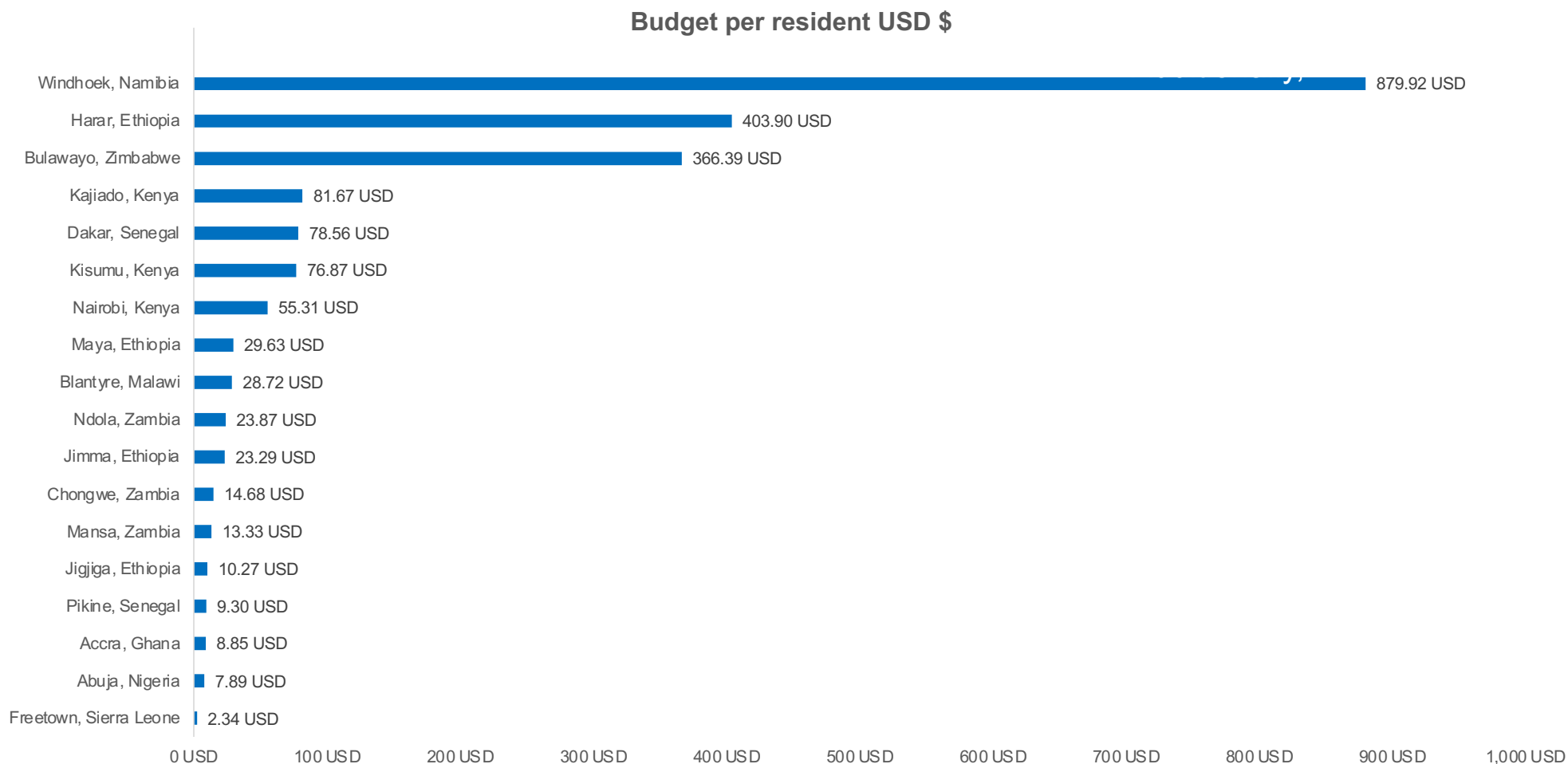
FCC operates on a near-balanced budget, using most of its available resources to maintain essential services — with limited fiscal space for long-term investments or large-scale city interventions. These have to be largely funded by development partners or the private sector







A comparison of Freetown's per capita budget with that of other African cities reinforces the fact that partnerships & city economic growth are critical for the success of #TransformFreetown



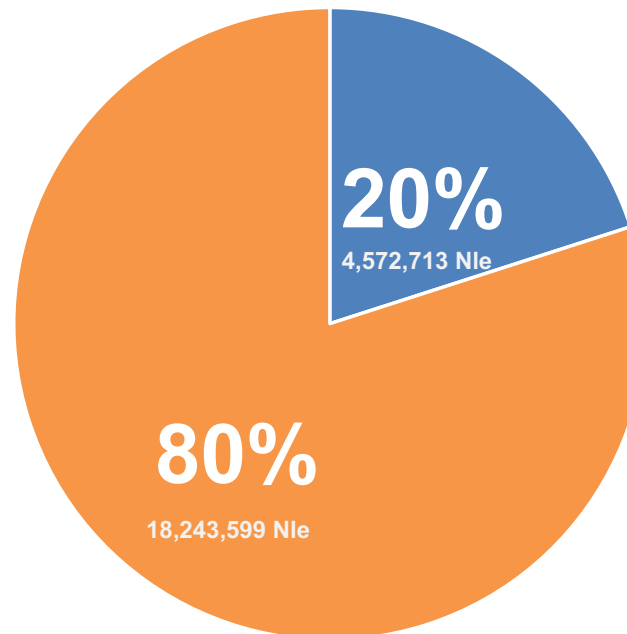
Source: AMALI



## Revenue potential and collection in Freetown is not evenly distributed across the city

Our data shows that of the **NLe22.8m property rates collected** in Freetown in 2024, NLe4.6m or **20% was collected** from the 24 wards in the **east of Freetown** (with a compliance rate of 34%) whilst NLe18.2m or **80% was collected** from the 24 wards in the **west of Freetown** (with a compliance rate of 55%).

Property Tax - Collected Revenue  
1st January to 31st December 2024

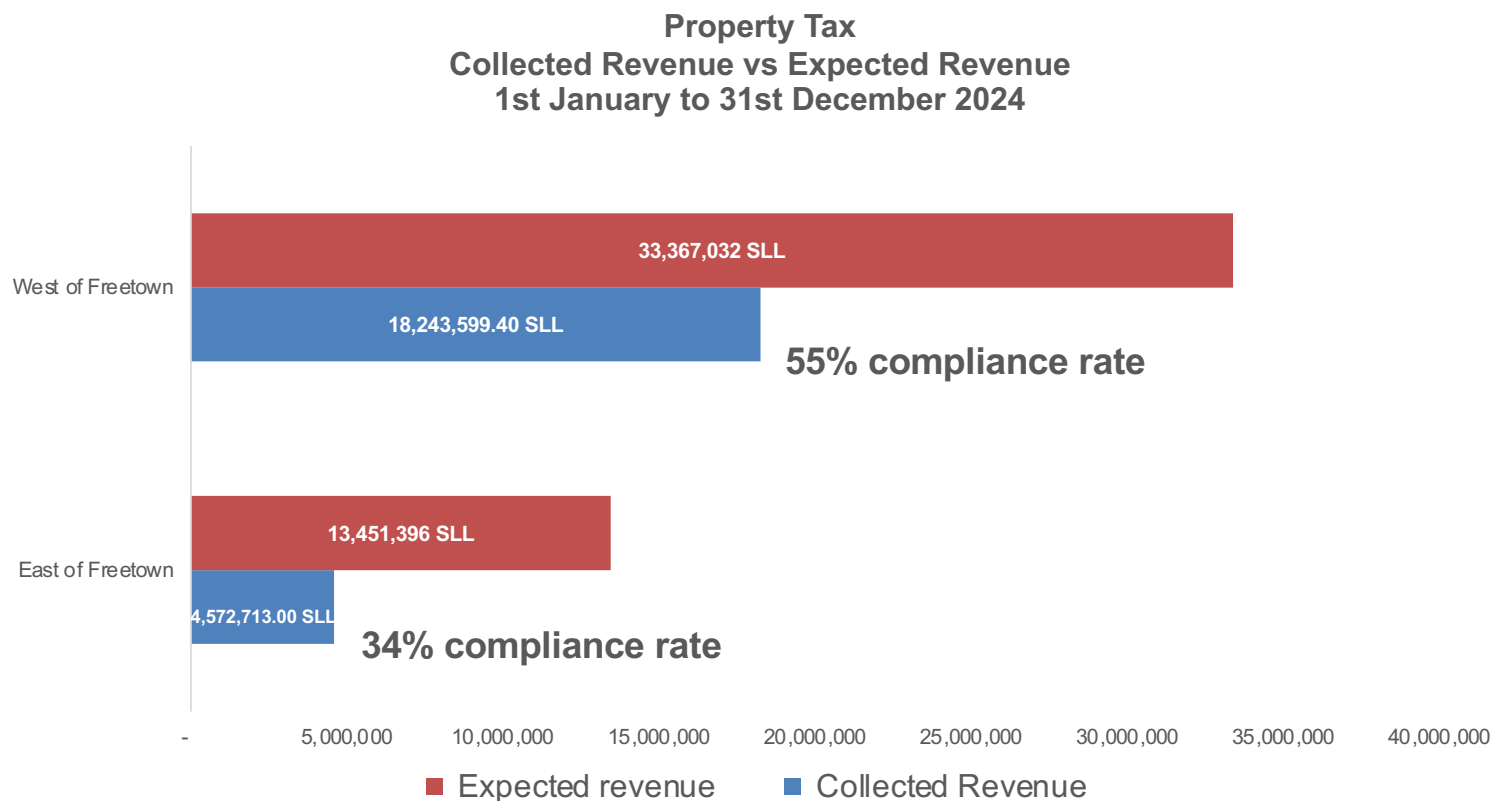


■ East of Freetown ■ West of Freetown



## 2/3 of Freetown's population live in east end of Freetown, but contribute less to revenue

The potential revenue in the east is considerably lower (28% of total revenue potential) than the revenue potential in the west of the city. However Freetown City Council's service delivery is directed to both the east and west of the city irrespective of revenues collected.



**#SaveFreetown**